

# KSTI Strap Ties



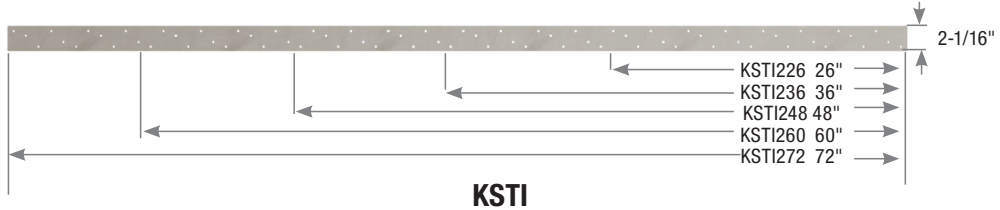
KSTI strap ties are 2-1/16" wide and designed for installation to wood I-Joist flanges.

**Materials:** 12 gauge

**Finish:** G90 galvanizing

**Installation:**

- Use all specified fasteners.
- The quantity of nails installed shall be equally distributed to both ends of the strap.



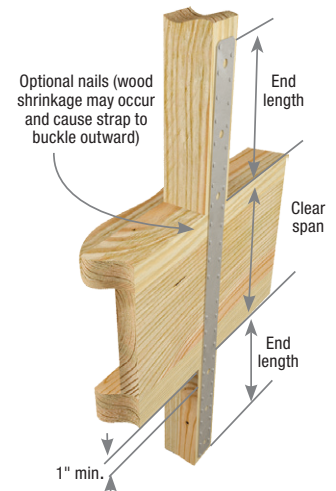
MiTek Stock No.	Steel Gauge	Dimensions (in)		Fastener Schedule <sup>4</sup>			DF Factored Resistance		S-P-F Factored Resistance	
		W	L	Total Qty <sup>2</sup>	Min Qty <sup>3</sup>	Type	Tensile 115% <sup>1</sup>		Tensile 115% <sup>1</sup>	
							Lbs	kN	Lbs	kN
KSTI226	12	2-1/16	26	26	22	10d x 1-1/2	3415	15.19	3000	13.35
KSTI236	12	2-1/16	36	36	32	10d x 1-1/2	4970	22.11	4360	19.40
KSTI248	12	2-1/16	48	48	44	10d x 1-1/2	6830	30.38	5995	26.67
KSTI260	12	2-1/16	60	60	56	10d x 1-1/2	7720	34.34	7630	33.94
KSTI272	12	2-1/16	72	72	58	10d x 1-1/2	7720	34.34	7720	34.34

- 1) Factored resistances have been increased 15% for short-term loads such as wind and earthquake; reduce for other load durations in accordance with the code.
  - 2) Total number of nail holes provided in the strap.
  - 3) Minimum quantity of fasteners to be installed with equal fasteners at each end of the connection. Strap may have additional nail holes not needed to meet published factored resistance of strap.
  - 4) **NAILS:** 10d x 1-1/2 nails are 0.148" dia. x 1-1/2" long.
- Updated product information is designated in **blue font**.

**Clear Span Chart**

MiTek Stock No.	Clear Span	Fasteners Total <sup>2</sup>		DF Factored Resistance		S-P-F Factored Resistance	
		Qty	Type	Uplift (115%) <sup>1</sup>		Uplift (115%) <sup>1</sup>	
				Lbs	kN	Lbs	kN
KSTI236	18	14	10d x 1-1/2	2175	9.68	1910	8.50
	16	16	10d x 1-1/2	2485	11.05	2180	9.70
KSTI248	18	26	10d x 1-1/2	4035	17.95	3545	15.77
	16	28	10d x 1-1/2	4345	19.33	3815	16.97
KSTI260	18	38	10d x 1-1/2	5900	26.25	5180	23.04
	16	40	10d x 1-1/2	6210	27.62	5450	24.24
KSTI272	18	50	10d x 1-1/2	7720	34.34	6815	30.32
	16	52	10d x 1-1/2	7720	34.34	7085	31.52

- 1) Factored resistances have been increased 15% for short-term loads such as wind and earthquake; reduce for other load durations in accordance with the code.
  - 2) **NAILS:** 10d x 1-1/2 nails are 0.148" dia. x 1-1/2" long.
- Updated product information is designated in **blue font**.



**Typical KSTI floor-to-floor installation**

PEO  
Certificate No. 10889485



Dec. 8, 2017

Use in conjunction with MiTek's current Canadian Product Catalogue for detailed hanger information.

Valid through Dec. 31, 2019



**MiTek supplies quality products  
to build Stronger Safer Structures**  
MiTek.ca

Copyright © 2017 MiTek Industries, Inc. All Rights Reserved.  
December 2017 USP2320-KSTI



# KSTI Strap Ties

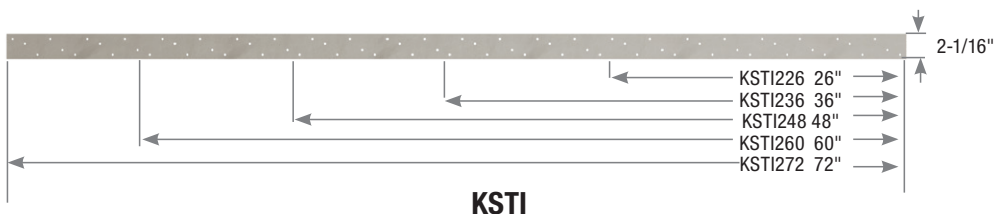
KSTI strap ties are 2-1/16" wide and designed for installation to wood I-Joist flanges.

**Materials:** 12 gauge

**Finish:** G90 galvanizing

**Installation:**

- Use all specified fasteners.
- The quantity of nails installed shall be equally distributed to both ends of the strap.



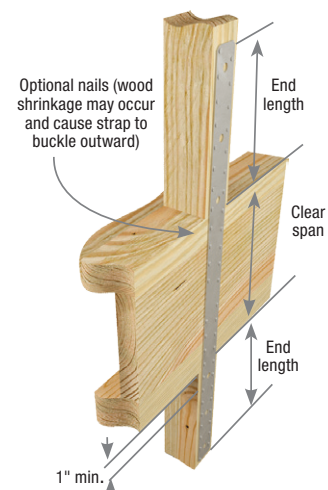
MiTek Stock No.	Steel Gauge	Dimensions (in)		Fastener Schedule <sup>4</sup>			DF Factored Resistance		S-P-F Factored Resistance	
		W	L	Total Qty <sup>2</sup>	Min Qty <sup>3</sup>	Type	Tensile 115% <sup>1</sup>		Tensile 115% <sup>1</sup>	
							Lbs	kN	Lbs	kN
KSTI226	12	2-1/16	26	26	22	10d x 1-1/2	3415	15.19	3000	13.35
KSTI236	12	2-1/16	36	36	32	10d x 1-1/2	4970	22.11	4360	19.40
KSTI248	12	2-1/16	48	48	44	10d x 1-1/2	6830	30.38	5995	26.67
KSTI260	12	2-1/16	60	60	56	10d x 1-1/2	7720	34.34	7630	33.94
KSTI272	12	2-1/16	72	72	58	10d x 1-1/2	7720	34.34	7720	34.34

- 1) Factored resistances have been increased 15% for short-term loads such as wind and earthquake; reduce for other load durations in accordance with the code.
- 2) Total number of nail holes provided in the strap.
- 3) Minimum quantity of fasteners to be installed with equal fasteners at each end of the connection. Strap may have additional nail holes not needed to meet published factored resistance of strap.
- 4) **NAILS:** 10d x 1-1/2 nails are 0.148" dia. x 1-1/2" long.  
Updated product information is designated in **blue font**.

**Clear Span Chart**

MiTek Stock No.	Clear Span	Fasteners Total <sup>2</sup>		DF Factored Resistance		S-P-F Factored Resistance	
		Qty	Type	Uplift (115%) <sup>1</sup>		Uplift (115%) <sup>1</sup>	
				Lbs	kN	Lbs	kN
KSTI236	18	14	10d x 1-1/2	2175	9.68	1910	8.50
	16	16	10d x 1-1/2	2485	11.05	2180	9.70
KSTI248	18	26	10d x 1-1/2	4035	17.95	3545	15.77
	16	28	10d x 1-1/2	4345	19.33	3815	16.97
KSTI260	18	38	10d x 1-1/2	5900	26.25	5180	23.04
	16	40	10d x 1-1/2	6210	27.62	5450	24.24
KSTI272	18	50	10d x 1-1/2	7720	34.34	6815	30.32
	16	52	10d x 1-1/2	7720	34.34	7085	31.52

- 1) Factored resistances have been increased 15% for short-term loads such as wind and earthquake; reduce for other load durations in accordance with the code.
- 2) **NAILS:** 10d x 1-1/2 nails are 0.148" dia. x 1-1/2" long.  
Updated product information is designated in **blue font**.




**Typical KSTI floor-to-floor installation**

Use in conjunction with MiTek's current Canadian Product Catalogue for detailed hanger information.

**MiTek** supplies quality products  
to build Stronger Safer Structures  
[MiTek.ca](http://MiTek.ca)

Copyright © 2017 MiTek Industries, Inc. All Rights Reserved.  
December 2017 USP2320-KSTI



Dec. 8, 2017



Dec. 8, 2017

APEGM  
Certificate No. 96



Dec. 8, 2017

APEGS  
Certificate No. C0940



Dec. 8, 2017  
YR. MN. DAY

Valid through Dec. 31, 2019



# KSTI Strap Ties

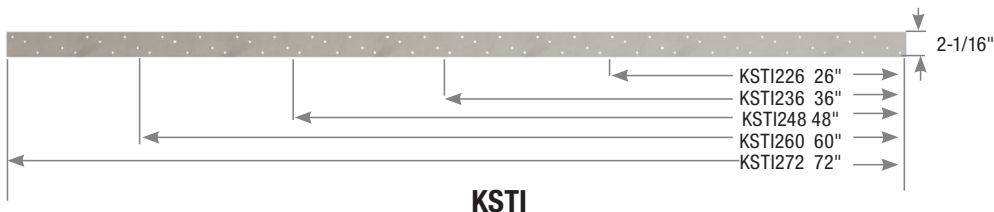
KSTI strap ties are 2-1/16" wide and designed for installation to wood I-Joist flanges.

**Materials:** 12 gauge

**Finish:** G90 galvanizing

**Installation:**

- Use all specified fasteners.
- The quantity of nails installed shall be equally distributed to both ends of the strap.



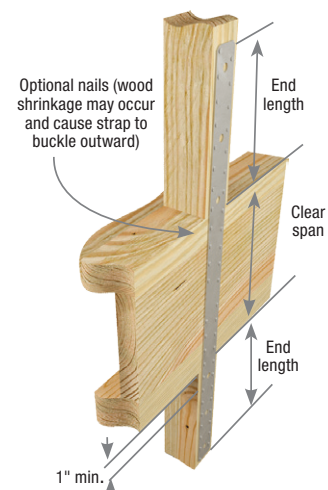
MiTek Stock No.	Steel Gauge	Dimensions (in)		Fastener Schedule <sup>4</sup>			DF Factored Resistance		S-P-F Factored Resistance	
		W	L	Total Qty <sup>2</sup>	Min Qty <sup>3</sup>	Type	Tensile 115% <sup>1</sup>		Tensile 115% <sup>1</sup>	
							Lbs	kN	Lbs	kN
KSTI226	12	2-1/16	26	26	22	10d x 1-1/2	3415	15.19	3000	13.35
KSTI236	12	2-1/16	36	36	32	10d x 1-1/2	4970	22.11	4360	19.40
KSTI248	12	2-1/16	48	48	44	10d x 1-1/2	6830	30.38	5995	26.67
KSTI260	12	2-1/16	60	60	56	10d x 1-1/2	7720	34.34	7630	33.94
KSTI272	12	2-1/16	72	72	58	10d x 1-1/2	7720	34.34	7720	34.34

- 1) Factored resistances have been increased 15% for short-term loads such as wind and earthquake; reduce for other load durations in accordance with the code.
- 2) Total number of nail holes provided in the strap.
- 3) Minimum quantity of fasteners to be installed with equal fasteners at each end of the connection. Strap may have additional nail holes not needed to meet published factored resistance of strap.
- 4) **NAILS:** 10d x 1-1/2 nails are 0.148" dia. x 1-1/2" long. Updated product information is designated in **blue font**.

**Clear Span Chart**

MiTek Stock No.	Clear Span	Fasteners Total <sup>2</sup>		DF Factored Resistance		S-P-F Factored Resistance	
		Qty	Type	Uplift (115%) <sup>1</sup>		Uplift (115%) <sup>1</sup>	
				Lbs	kN	Lbs	kN
KSTI236	18	14	10d x 1-1/2	2175	9.68	1910	8.50
	16	16	10d x 1-1/2	2485	11.05	2180	9.70
KSTI248	18	26	10d x 1-1/2	4035	17.95	3545	15.77
	16	28	10d x 1-1/2	4345	19.33	3815	16.97
KSTI260	18	38	10d x 1-1/2	5900	26.25	5180	23.04
	16	40	10d x 1-1/2	6210	27.62	5450	24.24
KSTI272	18	50	10d x 1-1/2	7720	34.34	6815	30.32
	16	52	10d x 1-1/2	7720	34.34	7085	31.52

- 1) Factored resistances have been increased 15% for short-term loads such as wind and earthquake; reduce for other load durations in accordance with the code.
- 2) **NAILS:** 10d x 1-1/2 nails are 0.148" dia. x 1-1/2" long. Updated product information is designated in **blue font**.



**Typical KSTI floor-to-floor installation**

Use in conjunction with MiTek's current Canadian Product Catalogue for detailed hanger information.

**MiTek** supplies quality products to build Stronger Safer Structures  
[MiTek.ca](http://MiTek.ca)

APENS  
 Permit No. 15800 0




Dec. 8, 2017

PEG  
 Permit No. D0027



APEGNB  
 Certificate No. F0649



APEPEI  
 Permit No. A195



Valid through Dec. 31, 2019